



District Report Card: 2017


| | |
|-------------------------|-------------------------------|
| State: Telangana | District: MAHABUBNAGAR |
| Class: 8 | Subject: Language |
| Schools: 51 | Students: 1372 |


Participation/Coverage


Students

| GENDER  | Boys | | Girls | |
|---|--------|-------|--------|-------|
| | Number | % | Number | % |
| | 581 | 42.35 | 791 | 57.65 |

| AREA  | Rural | | Urban | |
|--|--------|-------|--------|-------|
| | Number | % | Number | % |
| | 1063 | 77.48 | 309 | 22.52 |

| CATEGORY  | SC | | ST | | OBC | | GEN | |
|---|--------|-------|--------|------|--------|-------|--------|------|
| | Number | % | Number | % | Number | % | Number | % |
| | 384 | 27.99 | 72 | 5.25 | 836 | 60.93 | 80 | 5.83 |

| CWSN  | LD | VI | HI | S&LD | ID | Oth |
|---|----|----|----|------|----|-----|
| | 6 | 0 | 1 | 2 | 2 | 2 |

| MANAGEMENT  | Government | | Government-aided | |
|---|------------|-------|------------------|------|
| | Number | % | Number | % |
| | 1284 | 93.59 | 88 | 6.41 |

Average Performance of Students in Language (%)

| Overall | Gender | | Area | | Management | | Social Group | | | |
|---------|--------|--------|-------|-------|------------|-------|--------------|-------|-------|-------|
| | Male | Female | Rural | Urban | Govt. | Aided | SC | ST | OBC | GEN |
| 52.20 | 52.70 | 51.83 | 52.62 | 50.74 | 52.22 | 51.89 | 48.98 | 54.54 | 53.81 | 48.75 |

Performance on Learning Outcomes (LOs)

| Learning Outcomes | Description | Average Performance(%) |
|-------------------|--|------------------------|
| L813 | Read textual/non-textual materials with comprehension and identifies the details, characters, main idea and sequence of ideas and events while reading | 52.20 |

| Range of Performance of Students who Answered Correctly | | | | | | | |
|---|-------|-----------|-------|-----------|-------|-----------|-------|
| Below 30% | | 30% - 50% | | 50% - 75% | | Above 75% | |
| Number | % | Number | % | Number | % | Number | % |
| 241 | 17.57 | 416 | 30.32 | 494 | 36.01 | 221 | 16.11 |

Lowest Performing Learning Outcomes (LOs)

1 - Read textual/non-textual materials with comprehension and identifies the details, characters, main idea and sequence of ideas and events while reading (52.20)